











Safety Performance Report Apr 24 - Mar 25

Key for Performance Report:		
Meeting or bettering target		
slight failure of target (within 10% margin)		
significant failure of target		
Performance Improving	↑	(indicates change from previous reporting period)
Performance Deteriorating	↓	(indicates change from previous reporting period)
No change in performance	↔	(indicates change from previous reporting period)
Year End Results:		
Meeting or bettering target and performance improving		(indicates comparison with last year's performance)
Meeting or bettering target and performance is being maintained		(indicates comparison with last year's performance)
Meeting or bettering target but performance has reduced compared to last year		(indicates comparison with last year's performance)
Failing Target but performance has improved compared to last year		(indicates comparison with last year's performance)
Failing Target and performance has reduced compared to last year		(indicates comparison with last year's performance)
Targets for Sept 23		
Outcomes for previous year 21/22		
ARC Results 2021/22	