












Safety Performance Report Apr - Jun 24

Key for Performance Report:		
Meeting or bettering target		
slight failure of target (within 10% margin)		
significant failure of target		
Performance Improving	↑	(indicates change from previous reporting period)
Performance Deteriorating	↓	(indicates change from previous reporting period)
No change in performance	↔	(indicates change from previous reporting period)
Year End Results:		
Meeting or bettering target and performance improving		(indicates comparison with last year's performance)
Meeting or bettering target and performance is being maintained		(indicates comparison with last year's performance)
Meeting or bettering target but performance has reduced compared to last year		(indicates comparison with last year's performance)
Failing Target but performance has improved compared to last year		(indicates comparison with last year's performance)
Failing Target and performance has reduced compared to last year		(indicates comparison with last year's performance)
Targets for Sept 23		
Outcomes for previous year 21/22		
ARC Results 2021/22		

Rosehill Housing Co-operative Limited

Safety Performance Management Information April 24 to March 25

Safety Area	Charter Indicator	Outcome 23/24	Target March 25	Scottish Avg ARC 2021/22	Q1 Jun-24	YTD Apr24 - Jun24	Q2 Sep-24	YTD 1/2 Year Point	Q3 Dec-24	YTD Apr 24 - Dec 24	Q4 Mar-25	YTD Year End
1. Gas Safety												
1.1 No. of times a gas safety check was not complete within 12 months of last check	11	0	0	N/A	0	0						
2. Electrical Safety												
2.1 No of times a electrical safety checks (EICR) not complete within 5 years	-	3	0		5	5						
3. Water Safety												
3.1 No of property types without a risk assessment for water safety	-	0	0		0	0						
4. Fire Safety												
4.1 No of properties without a compliant fire detection system	-	0	0		0	0						
5. Asbestos Safety												
5.1 No of common areas without an asbestos survey	-	0	0		0	0						
6. Damp and Mould												
6.1 No of times a reported case of mould or dampness not visited	-	0	0		0	0						